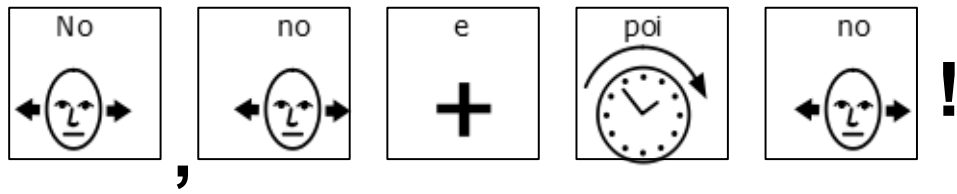



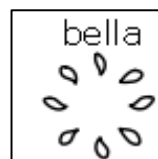
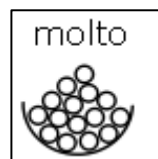
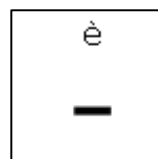
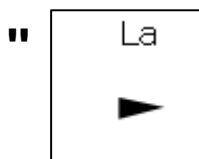
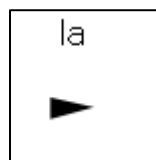
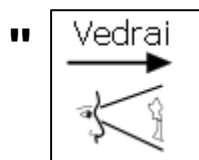
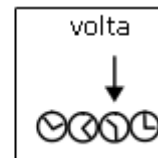
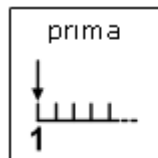
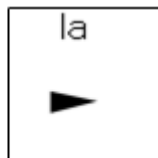
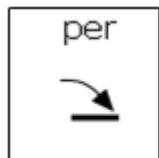
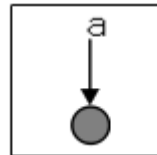
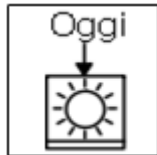


Centro Sovrazionale
Di Comunicazione Aumentativa



Babalibri

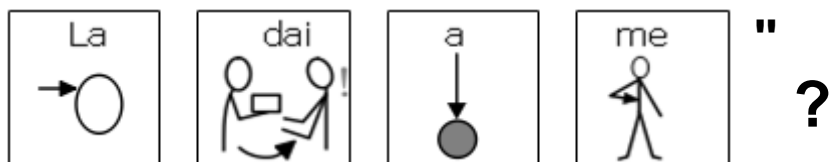
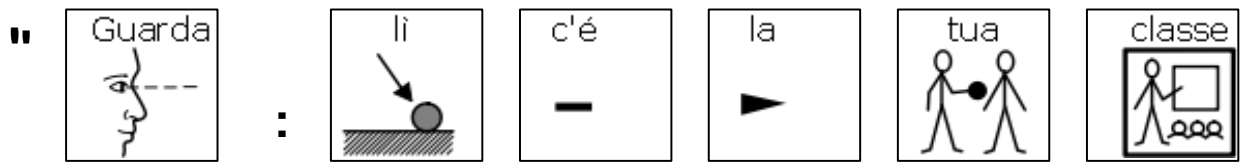




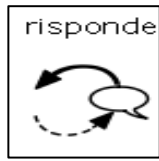

"

"





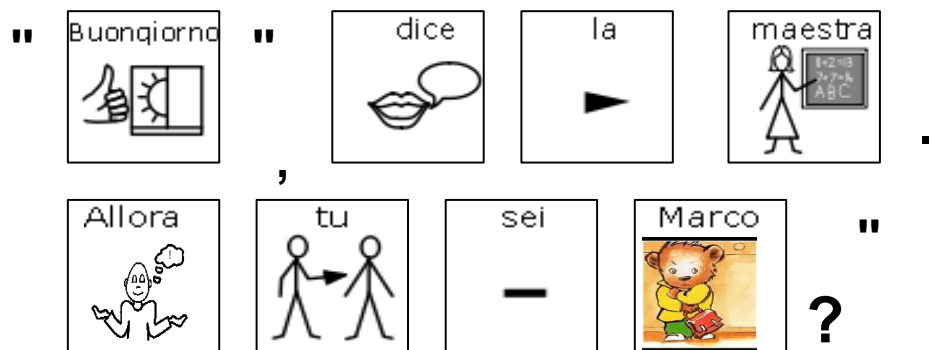




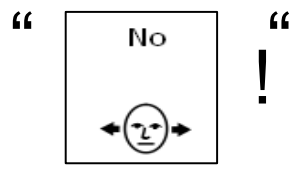
,

.



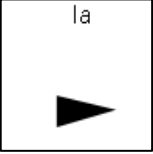




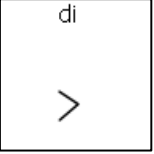






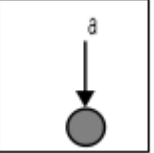
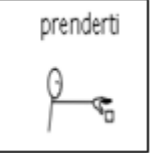





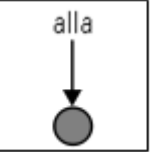





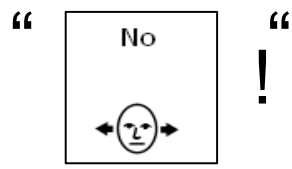
" Su dai dice la mamma
 ,   , 

Cerca di essere bravo
    .

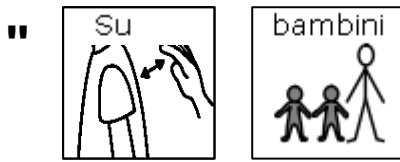
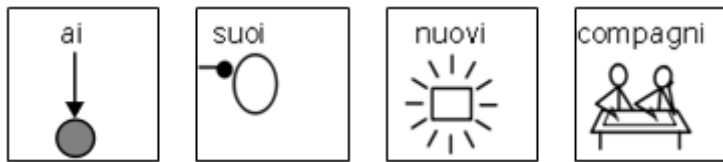
Più tardi ritornerò a prenderti
    .

Dai un bacio alla mamma
     ? "










,

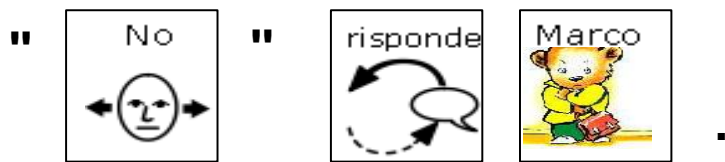
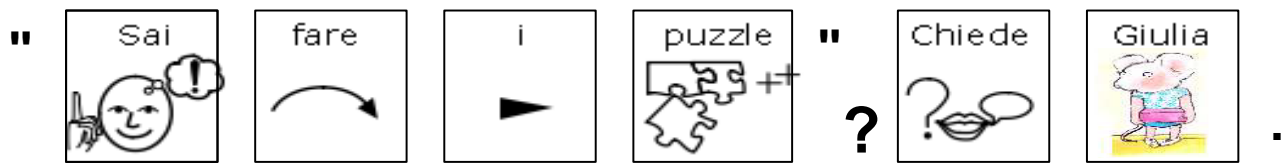


"

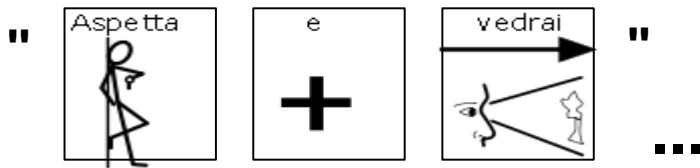
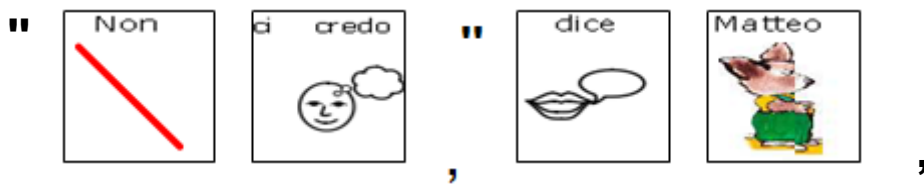


,







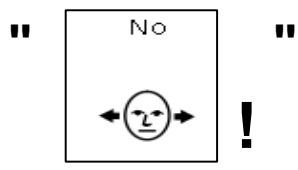




“ Guarda Marco , è la mia ultima caramella .

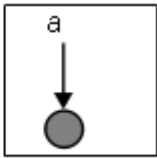
Se vuoi te la do .



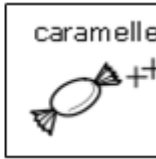
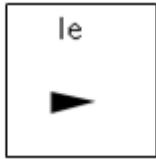
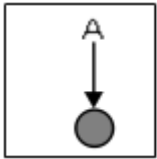




“



,



“

!



" Dove è la caramella ? "

" L' avevo messa sul tavolo ,

è scomparsa ! "



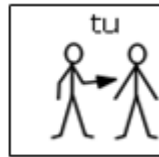
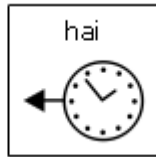
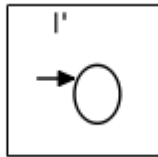
“



,



,

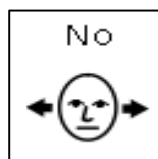


!

”



“



”

!



.



" Sei stato tu Guilielmo ? "

" No ! "

" E tu Carlo ? "








" No ! "

" Roberto ? "

" No ! "





"

Indovinate	che	cosa	ho	dietro	la	schiena
						

 "

Chiede

la	maestra
	

 .



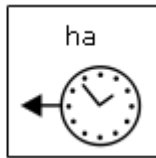
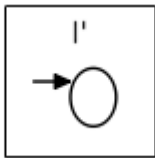
" Caramelle per tutti
 E facciamo in fretta le mamme sono arrivate
 La mamma di Marco è la prima
 " Cucù Marco sono qui "

The image displays a sequence of pictograms corresponding to the words in the sentence. Each word is written above its respective pictogram in a box. The pictograms are:

- Caramelle**: A single candy with a plus sign (+).
- per**: A curved arrow pointing to the right.
- tutti**: Three stick figures with arrows pointing down to each.
- E**: A plus sign (+).
- facciamo**: A curved arrow pointing upwards.
- in fretta**: A stick figure running.
- le**: A right-pointing triangle.
- mamme**: A stick figure inside a circle with a plus sign (+).
- sono**: A horizontal line.
- arrivate**: A stick figure standing next to an open door.
- La**: A right-pointing triangle.
- mamma**: A stick figure inside a circle.
- di**: A right-pointing chevron (>).
- Marco**: A photograph of a young boy sitting on the floor with a book.
- è**: A horizontal line.
- la**: A right-pointing triangle.
- prima**: A vertical line with a horizontal line extending to the right, with a '1' below it.
- Cucù**: A stick figure with two hearts on either side.
- Marco**: A photograph of the same young boy.
- sono**: A horizontal line.
- qui**: A grey circle on a shaded horizontal surface with a downward arrow pointing to it.


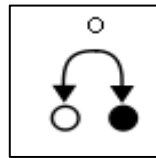
 Punctuation marks (quotation marks, commas, and a period) are placed around the pictograms to indicate the structure of the sentence.





.

"




?

"

,







FONDAZIONE IRCCS CA' GRANDA
OSPEDALE MAGGIORE POLICLINICO



Centro sovrazonale
di comunicazione aumentativa



AZIENDA OSPEDALIERA
TREVIGLIO



Liberamente tratto da:
"No, no e poi no!"
Di Mireille D'Allancé
Editore Babalibri



Questo libro è stato realizzato, senza alcun fine di lucro, per favorire l'accesso alla lettura anche a bambini e ragazzi che non riescono a leggere o a comprendere il testo alfabetico.

Viene messo a disposizione di tutti quei contesti in cui l'accesso anche al codice simbolico può contribuire all'inclusione.

Di tutti